



TOWN OF DAVIE UTILITIES
PWS# 4060344
2019 Water Quality Report
Phone: (954) 327-3742



Este informe contiene información importante acerca de su agua potable. Llame al 954-327-3742 para obtener una copia en español o ayuda para traducir el contenido de este reporte or United States Environmental Protection Agency (USEPA) Safe Drinking Water Hotline a 1-800-426-4791.

We are pleased to provide you with the Town of Davie Utilities 2019 Drinking Water Quality Report. This report contains information about your drinking water quality, including water source, treatment process, the contents of your drinking water and what they mean. The Town routinely monitors for contaminants in your drinking water according to federal and state laws, rules and regulations. Except where indicated otherwise, this report is based on the results of our monitoring for the period of January 1, 2019 to December 31, 2019. Data obtained before January 1, 2019 and presented in this report are from the most recent testing done in accordance with the laws, rules and regulations.

The Town of Davie Utilities is modernizing its operations and infrastructure to enhance our customers' experience. Part of this initiative is an Advanced Metering Infrastructure (AMI) project to replace aged water meters throughout the Town's Utility Service Area. We are thrilled to announce that the installation of collectors, repeaters and about 10,000 water meters is completed. This project is a big step towards a modernized water metering system that will help us all as a community better manage our water resources.

Another major milestone for Town of Davie Utilities is the development of a Utilities Master Plan. The Master Plan is a comprehensive evaluation of the Town's drinking water, reclaimed water and wastewater systems and will be used to guide future utilities decisions. Master Plan elements include population projections, water demand and wastewater flow projections, performance and capacity evaluation of existing facilities and infrastructure, current and anticipated regulatory compliance, identification of deficiencies and needs for both short- and long-term planning periods. The updated Master Plan is instrumental in understanding future service needs and enhance our services to you, our customer.



Contact Information

Town of Davie Utilities continues to provide outstanding services with transparency to our customers. More information on our programs and operations can be found on our webpage: <https://www.davie-fl.gov/372/Utilities-Operations>. For more information or questions about this report, or to request a paper copy, please contact the Town's Utilities Department at (954)-327-3742 or United States Environmental Protection Agency (USEPA) Safe Drinking Water Hotline at 1-800-426-4791. Regular Town Council Meetings are held the first and third Wednesday of each month at 6:30 p.m. at the Town Hall, located at 6591 Orange Drive. Open public session occurs at the beginning of the first Council Meeting of every month. The Public Meeting Calendar is available at this link: <https://www.davie-fl.gov/1065/Town-Meetings-Calendar>. We encourage our valued customers to be informed about their water quality.



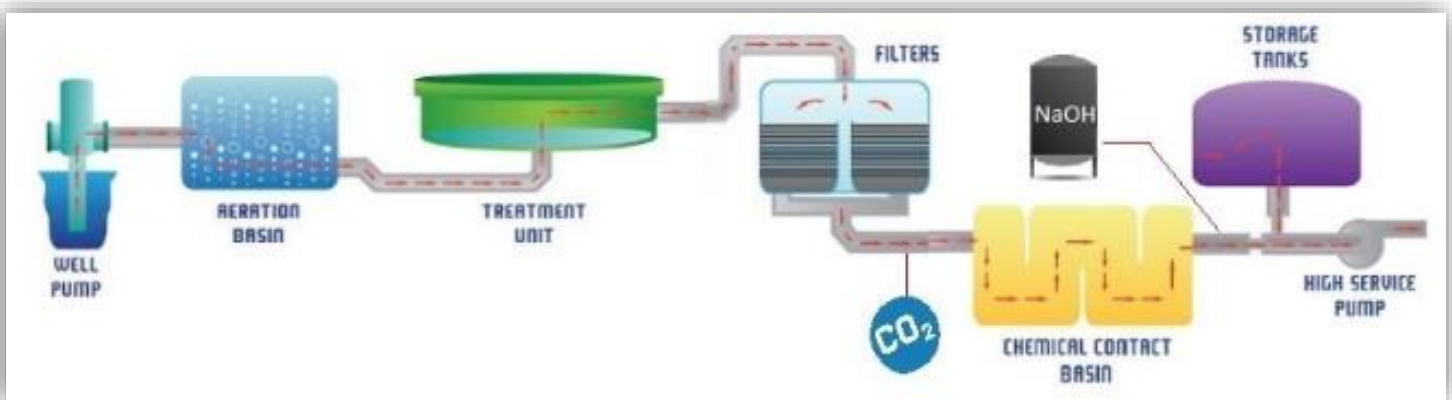
TOWN OF DAVIE UTILITIES
PWS# 4060344
2019 Water Quality Report
Phone: (954) 327-3742



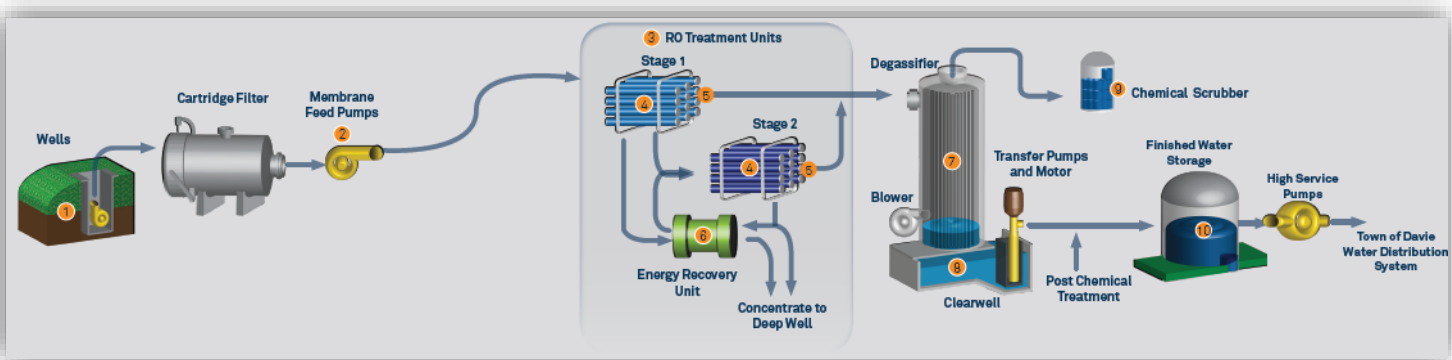
Water Source, Source Plans & Treatment

Source of Water Supply:

The Town of Davie System III Water Treatment Plant obtains its ground water from the Biscayne Aquifer, a shallow underground geologic formation where water is stored. Water is pumped from the wells to the water treatment facility, which aerate, soften, filter, disinfect with sodium hypochlorite and fluoridate water from the wells and transmit treated water into a common distribution system (See schematic of Town of Davie Utilities - System III below). Town of Davie System III Treatment Process Diagram:



The Town of Davie System V Water Treatment Plant obtains its ground water from the Floridan Aquifer, a deep underground geologic formation where water is stored. Water is pumped from the wells to the water treatment facility, where reverse osmosis membranes remove high concentration of salts and other contaminants. The water is then aerated, disinfected with sodium hypochlorite and fluoridated and transmitted into a common distribution system (See schematic of Town of Davie Utilities - System V diagram below). Town of Davie System V Treatment Process Diagram:



Source Water Assessment and Protection Program (SWAPP):

The SWAPP program is meant to ensure that your drinking water is safe, not just at the tap, but at its source. The Florida Department of Environmental Protection (DEP) is initiating the SWAPP as part of the federal Safe Drinking Water Act (SDWA). Recently, in 2018 the Florida Department of Environmental Protection (FDEP) performed a Source Water Assessment on our system. The assessment provides the utility with information about any potential source of contamination in the vicinity of our wells. There are eight (8) potential sources of contamination identified for our system with low to moderate susceptibility scores (0.01-16.66). The assessment results are available on FDEP Source Water Assessment and Protection Program website at <https://fdep.dep.state.fl.us/swapp> or they can be obtained by calling the Town's Utilities Department at (954)-327-3742.



TOWN OF DAVIE UTILITIES
PWS# 4060344
2019 Water Quality Report
Phone: (954) 327-3742



Terms & Abbreviations

In the 2019 Water Quality table below, you may find unfamiliar terms and abbreviations. To help you better understand these terms we've provided the following definition

Maximum Contaminant Level or MCL: The highest level of a contaminant that is allowed in drinking water. MCLs are set as close to the MCLGs as feasible using the best available treatment technology.

Maximum Contaminant Level Goal or MCLG: The level of a contaminant in drinking water below which there is no known or expected risk to health. MCLGs allow for a margin of safety.

Action Level (AL): The concentration of a contaminant which, if exceeded, triggers treatment or other requirements that a water system must follow.

Maximum residual disinfectant level or MRDL: The highest level of a disinfectant allowed in drinking water. There is convincing evidence that addition of a disinfectant is necessary for control of microbial contaminants.

Maximum residual disinfectant level goal or MRDLG: The level of a drinking water disinfectant below which there is no known or expected risk to health. MRDLGs do not reflect the benefits of the use of disinfectants to control microbial contaminants.

“ND” means not detected and indicates that the substance was not found by laboratory analysis.

“NA” means not applicable

Parts per billion (ppb) or Micrograms per liter (µg/l): one part by weight of analyte to 1 billion parts by weight of the water sample.

Parts per million (ppm) or Milligrams per liter (mg/l): one part by weight of analyte to 1 million parts by weight of the water sample.

The sources of drinking water (both tap water and bottled water) include rivers, lakes, streams, ponds, reservoirs, springs, and wells.

General Drinking Water Information

As water travels over the surface of the land or through the ground, it dissolves naturally occurring minerals and, in some cases, radioactive material, and can pick up substances resulting from the presence of animals or from human activity.

Contaminants that may be present in source water include:

- (A) **Microbial contaminants**, such as viruses and bacteria, which may come from sewage treatment plants, septic systems, agricultural livestock operations, and wildlife.
- (B) **Inorganic contaminants**, such as salts and metals, which can be naturally-occurring or result from urban stormwater runoff, industrial or domestic wastewater discharges, oil and gas production, mining, or farming.
- (C) **Pesticides and herbicides**, which may come from a variety of sources such as agriculture, urban stormwater runoff, and residential uses.
- (D) **Organic chemical contaminants**, including synthetic and volatile organic chemicals, which are by-products of industrial processes and petroleum production, and can also come from gas stations, urban stormwater runoff, and septic systems.
- (E) **Radioactive contaminants**, which can be naturally occurring or be the result of oil and gas production and mining activities.

In order to ensure that tap water is safe to drink, the EPA prescribes regulations, which limit the amount of certain contaminants in water provided by public water systems. The Food and Drug Administration (FDA) regulations establish limits for contaminants in bottled water, which must provide the same protection for public health. Drinking water, including bottled water, may reasonably be expected to contain at least small amounts of some contaminants. The presence of contaminants does not necessarily indicate that the water poses a health risk. More information about contaminants and potential health effects can be obtained by calling the Environmental Protection Agency's Safe Drinking Water Hotline at 1-800-426-4791.

For Customers with Special Health Concerns

Some people may be more vulnerable to contaminants in drinking water than the general population. Immuno-compromised persons such as persons with cancer undergoing chemotherapy, persons who have undergone organ transplants, people with HIV/AIDS or other immune system disorders, some elderly, and infants can be particularly at risk from infections. These people should seek advice about drinking water from their health care providers. EPA/CDC guidelines on appropriate means to lessen the risk of infection by Cryptosporidium and other microbiological contaminants are available from the Safe Drinking Water Hotline (800-426-4791).



TOWN OF DAVIE UTILITIES
PWS# 4060344
2019 Water Quality Report
Phone: (954) 327-3742



2019 Water Quality Table

Inorganic Contaminants

Contaminant (Unit of Measurement)	Dates of sampling (mo. /yr.)	MCL Violation Y/N	Level Detected	Range of Results	MCLG	MCL	Likely Source of Contamination
Arsenic (ppb)	02/17	N	0.65	ND-0.65	0	10	Erosion of natural deposits; runoff from orchards; runoff from glass and electronics production wastes
Barium (ppm)	02/17	N	0.0033	ND-0.0033	2	2	Discharge of drilling wastes; discharge from metal refineries; erosion of natural deposits
Fluoride (ppm)	01/19-12/19	N	0.61	0.44 -0.73	4	4.0	Erosion of natural deposits; discharge from fertilizer and aluminum factories. Water additive which promotes strong teeth when at the optimum level of 0.7 ppm
Nitrate (as Nitrogen) (ppm)	02/19	N	0.83	0.1 - 0.83	10	10	Runoff from fertilizer use; leaching from septic tanks, sewage; erosion of natural deposits
Nitrite (as Nitrogen) (ppm)	2/19, 5/19, 8/19, 11/19	N	0.92	ND - 0.92	1	1	Runoff from fertilizer use; leaching from septic tanks, sewage; erosion of natural deposits
Sodium (ppm)	02/17	N	82.6	36.4 -82.6	N/A	160	Saltwater intrusion, leaching from soil

Disinfectant Residuals

Disinfectant or Contaminant (Unit of Measurement)	Dates of sampling (mo. /yr.)	MCL or MRDL Violation Y/N	Level Detected	Range of Results	MCLG or MRDLG	MCL or MRDL	Likely Source of Contamination
Chloramines (ppm)	01/19- 12/19	N	3.0	1.00-4.20	MRDLG = 4	MRDL = 4.0	Water additive used to control microbes

Disinfectant and Disinfection By-Products

Haloacetic Acids (HAA5) (ppb)	2/19, 5/19, 8/19, 11/19	N	2.9	ND-1.61	N/A	MCL = 60	By-product of drinking water disinfection
Total Trihalomethanes (TTHM) (ppb)	2/19, 5/19, 8/19, 11/19	N	0.4	ND-0.39	N/A	MCL = 80	By-product of drinking water disinfection

Lead and Copper (Tap Water)

Contaminant (Unit of Measurement)	Dates of sampling (mo. /yr.)	AL Exceeded (Y/N)	90th Percentile Result	No. of sampling sites exceeding the AL	MCLG	AL (Action Level)	Likely Source of Contamination
Copper (tap water) (ppm)	7/19	N	0.091	0 out of 81	1.3	1.3	Corrosion of household plumbing systems; erosion of natural deposits; leaching from wood preservatives
Lead (tap water) (ppb)	7/19	N	2.75	1 out of 81	0	15	Corrosion of household plumbing systems; erosion of natural deposits

Lead

If present, elevated levels of lead can cause serious health problems, especially for pregnant women and young children. Lead in drinking water is primarily from materials and components associated with service lines and home plumbing. The Town of Davie is responsible for providing high quality drinking water but cannot control the variety of materials used in plumbing components. When your water has been sitting for several hours, you can minimize the potential for lead exposure by flushing your tap for 30 seconds to 2 minutes before using water for drinking or cooking. If you are concerned about lead in your water, you may wish to have your water tested. Information on lead in drinking water, testing methods, and steps you can take to minimize exposure is available from the Safe Drinking Water Hotline at (800) 426-4791 or at <http://www.epa.gov/safewater/lead>.



TOWN OF DAVIE UTILITIES
PWS# 4060344
2019 Water Quality Report
Phone: (954) 327-3742




AWWA Drop Savers Water Conservation Poster Contest

The Town of Davie Utilities is proud to announce the winners of the annual AWWA "Drop Savers" poster contest. The program fosters the importance of water conservation through education and awareness. The contest is open to (5) divisions based on grades:




Division 1, Lilly, grade 1, Somerset Academy Davie



Division 2, Faith, grade 3, Somerset Academy Davie



Division 3, Lianna, grade 5, Somerset Academy Davie



Division 4, Deanne, grade 7, Nova Middle school



Division 5, Trinita, grade 11, Nova High school

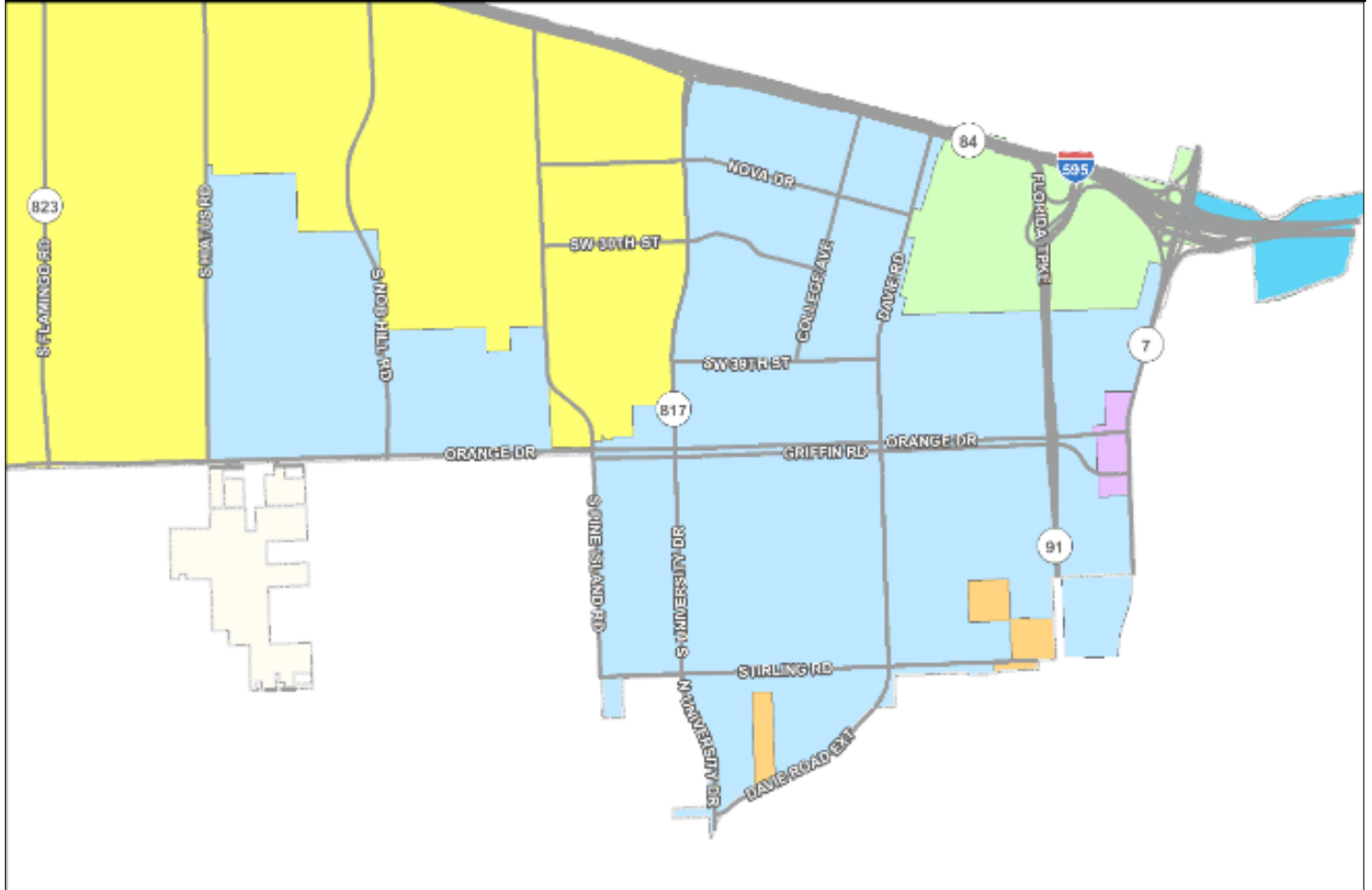




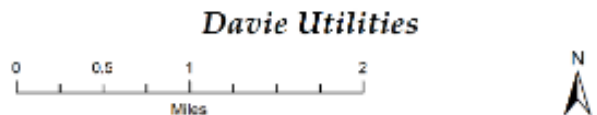
TOWN OF DAVIE UTILITIES
PWS# 4060344
2019 Water Quality Report
Phone: (954) 327-3742



Town of Davie Utilities Service Area



- | | |
|---------------------|---|
| Sunrise Utilities | Davie Bulk Agreement with Ft Lauderdale |
| Hollywood Utilities | Davie Utilities |
| Ferncrest Utilities | Broward County Utilities |



The Town of Davie provides water and sewer services to a portion of the Town. Other portions of the Town are serviced by other municipalities or by private utility companies. If you do not know what provider services your area, please visit: <https://www.davie-fl.gov/375/Utility-Service-Area>

Thank you for taking the time to read this report. If you have any questions about the information contained in this report, your drinking water, or the Authority in general, please call us at 954-327-3742. This Drinking Water Quality Report is available on our website:

<https://www.davie-fl.gov/DocumentCenter/View/2233/2016-Water-Quality-Report-PDF>